



# **CITIBANK CREDIT OPERATIONS TEAM BUILDING**

Agency Presentation



# PROJECT BACKGROUND

- Overnight mini team building – AM team building, PM dinner and entertainment
  - **EVENT DATE:** August
  - **PAST VENUE:** Clark
  - **ATTENDEES:** 25–35 y/o, 480 pax
  - ▶ **GIVEN THEME:** Reaching New Heights
- 

# CONCEPT

## Excellence

Reaching new heights requires excellence – the quality of being outstanding or extremely good.



# RATIONALE

Citibank has always aimed for superiority and perfection. While constantly striving for excellence, it creates waves in the industry, getting known for big things, thus creating new heights.



# THEMATIC EXECUTION

## Super

Everything is  
hyped up and  
enlarged,  
things are  
larger than life.





The graphic features the 'citi' logo in white lowercase letters with a red arc above the 'i'. Below the logo is a stylized city skyline with various skyscrapers. The word 'INVINCIBLE' is written in large, bold, yellow 3D capital letters across the middle of the skyline. The entire scene is set against a dark background with numerous thin, light-colored lines radiating outwards from the center.

# citi INVINCIBLE

TITLE

# OTHER TITLE OPTION

## **UP TOP**

Citibank Credit Operations  
Team Building



Pre-Event

Teambuilding

Dinner and Entertainment

Program and Activities



Pre-Event

Teambuilding

Dinner and Entertainment

Program and Activities



# PRE-EVENT

- Drop Down Banner
- Poster
- The SUPER Kit
  - Sling Bag
  - Towel
  - Sun Block
  - Hand Sanitizer
  - Bug Spray
  - Raincoat
  - Bandana
  - T-shirt



# PRE-EVENT

## T-Shirt



FRONT



BACK

# PRE-EVENT

## Teaser

Large  
mockup of  
text on  
office  
grounds



Peg

A BIG event is coming your way!



PRE-EVENT

E-vite

See you at (Venue)  
August 00. 2013

Pre-Event

Teambuilding

Dinner and Entertainment

Program and Activities



Pre-Event

Teambuilding

Dinner and Entertainment

Program and Activities



# TEAMBUILDING

## Registration

Each department will be given:

- Large flag
- Map
- Flag Bag



# TEAMBUILDING

Stage



# TEAMBUILDING

## Teambuilding Mechanics

- The grouping will be based on the number of departments.
- Ten (10) members per department will represent each group for the challenges. Each department may change their participating members per challenge.
- For the challenge race, ten (10) different activities will be set up.\* Each team will be assigned their own sequence / starting points from among these activities.
- The first half of the departments will be starting the Big Challenges before lunch, and finishing with the Super Challenges after lunch. The second half of the departments groups will be doing the Super Challenges before lunch, and the Big Challenges after lunch.
- Each department will be given its own large team flag, map, and flag bag for the flags they will be getting after finishing each activity in each featured area.
- The goal of each department is to finish each challenge in the least amount of time to be able to move on to the next challenge. A timer will be assigned to record the time spent by each department in completing the challenge.
- After the department has finished all the activities, their record time spent for each one will be calculated. The department with the least amount of record time in finishing all the challenges wins the Challenge Race.

# TEAMBUILDING

## Activities

BIG CHALLENGES – Big on Action, Tiring Activities

SUPER CHALLENGES – Extremely Large Props

### Big Challenges

1. Torch Relay
2. Dig and Collect
3. Find the Flags
4. Egg Throwing
5. Big Slippers Relay

### Super Challenges

1. Large T-Shirt Relay
2. Pass the Card
3. Balloon Monster
4. The Match Pad
5. Zorb Volleyball

# TEAMBUILDING

## Big Challenges



### ACTIVITY 1: Torch Relay

#### MECHANICS

- There will be ten (10) unlit torches lined up for each group.
- Each player must run to the farthest unlit torch, light it up, and run back to tag the next player.
- This will go on until all the torches have been lit.



# TEAMBUILDING

## Big Challenges



### ACTIVITY 2: Dig and Collect

#### MECHANICS

- At different parts of the challenge area are little mounds of soil with letters. The letters spell T-E-A-M-W-O-R-K.
- Each team must be able to collect all the letters and place the letters on the container in the middle of the challenge area.
- The team to finish fastest gets the highest point.

# TEAMBUILDING

## Big Challenges

### ACTIVITY 3: Find the Flags

#### MECHANICS

- Each group must find eight (8) blue flags with the letters “C”, “I”, “T”, “I”, “B”, “A”, “N”, and “K” on them inside the challenge area.
- There will be other flags scattered in the area and they must find the right ones in the least amount of time.



# TEAMBUILDING

## Big Challenges



### ACTIVITY 4: Egg Throwing

#### MECHANICS

- Each team will be given eight (8) eggs that they must throw and pass from 1 side of the challenge area to the other side.
- The team must be arranged in a way that each member is facing another member of the team.
- They must be able to pass all 8 eggs within the least amount of time.

# TEAMBUILDING

## Big Challenges



### ACTIVITY 5: Big Slippers Relay

#### MECHANICS

- Each team will be given a pair of giant slippers for them to wear throughout the challenge.
- All players from each team will race and turn around a checkpoint at the other side of the relay.
- Each team must accomplish the task in the least amount of time.

# TEAMBUILDING

## Super Challenges

### ACTIVITY 1: Large T-Shirt Relay



#### MECHANICS

- Each team will be given one (1) large T-shirt that each paired couple must use throughout their turn.
- All five (5) pairs from each team will race and turn around a checkpoint at the other side of the relay.
- Each team must accomplish the task in the least amount of time.

# TEAMBUILDING

## Super Challenges



### ACTIVITY 2: Pass the Card

#### MECHANICS

- Each team must pass a super-sized Citibank card from one end of the challenge area to the other with the members' hands on their backs.
- Each team is arranged in a straight line.
- Each team must accomplish task in the least amount of time.

# TEAMBUILDING

## Super Challenges




### ACTIVITY 3: Balloon Monster

#### MECHANICS

- Each team is given ten (10) super sized inflated balloons.
- Each member must put on sticky tape on his / her back and stick the balloon on it.
- The challenge is to get these balloons from one side of the challenge and back with the balloons sticking on their backs, while going through hurdles.

# TEAMBUILDING

## Super Challenges



### ACTIVITY 4: The Match Pad

#### MECHANICS

- There is a chess-patterned mat, each of the squares can be flipped open to reveal a picture.
- There will be ten (10) matching pictures hidden randomly under each mat.
- The goal of each team is to be able to match each pair together.
- Each member must match one (1) pair on the pad.

# TEAMBUILDING

## Super Challenges

### ACTIVITY 5: Zorb Volleyball

#### MECHANICS

- Each team will be paired with another team to battle each other out.
- They will play volleyball using a large zorb ball.
- First team to score five (5) points wins.



# TEAMBUILDING

## Final Challenge

After finishing all challenges, one member must run up towards stage and put up his/her department's Big Flag there.



Pre-Event

Teambuilding

Dinner and Entertainment

Program and Activities



Pre-Event

Teambuilding

Dinner and Entertainment

Program and Activities



# DINNER AND ENTERTAINMENT

Concept


## GOLD RUSH

It has withstood  
the test of time.  
Embodying  
resilience in value  
and strength, it  
exudes excellence  
and invincibility.



# DINNER AND ENTERTAINMENT

## Venue Dress Up



# DINNER AND ENTERTAINMENT

Stage



Pre-Event

Teambuilding

Dinner and Entertainment

Program and Activities



Pre-Event

Teambuilding

Dinner and Entertainment

Program and Activities



**AM**

**Program  
and  
Activities**

TIME	ACTIVITY
9:00 AM	Arrival of Guests Settling Down Room Assignments / Teams
9:45 AM	<ul style="list-style-type: none"><li>• Grand Opening Performance by Drum Beaters and Fire Dancers</li><li>• Welcome Remarks by CITIBANK VIP</li></ul>
10:00 AM	<ul style="list-style-type: none"><li>• First Half – Big Challenges</li><li>• Second Half – Super Challenges</li></ul>
12:30 PM	Lunch
2:00 PM	<ul style="list-style-type: none"><li>• First Half – Super Challenges</li><li>• Second Half – Big Challenges</li></ul>

**PM**

**Program  
and  
Activities**

TIME	ACTIVITY
6:00 PM	Cocktails Side Activities Photo Op
6:30 PM	Opening AVP: Previous Day's Events
6:40 PM	Opening Entertainment
6:50 PM	Dinner
8:00 PM	Awarding Ceremony of Winners
9:00 PM	Entertainment: Gold Tribal-themed hip hop dancers
9:15 PM	Raffle Draw / Stage Games
10:30 PM	Entertainment: Tribbu Manila/ Kadangyan

# DINNER PROGRAM ELEMENTS

## Host Pegs

- ▶ Marc Nelson
- ▶ Rovilson Fernandez
- ▶ Chinggay Andrada
- ▶ Reema Chanco



# Entertainment



**Fire Dancers and Drum Beaters**  
With large than usual drums,  
excessive in number




**Kadangyan or Tribbu Manila**  
Wearing gold body paint, gold-  
decorated instruments



**Tribal-themed hip hop dance number**  
Wearing gold costumes and props

# Other Entertainment Options

- Electro Violinist Bryson Andres
- Aerial Dancers
- Pole Dancers
- Astroboy
- Acrobats



END. THANK YOU! 😊